


INSTALLATION NOTES

COIL PACK WIRING HARNESS REPLACEMENT: 1.8T

SKU# 16255, 16444, 16445 MFG# 1J0971658L, 1J0971658L-AUDI, 1J0971658L-VW

INSTRUCTIONS ARE ALSO AVAILABLE ONLINE FOR A MORE ENHANCED VIEWING.
PLEASE VISIT WWW.USPMOTORSPORTS.COM/INSTALL_INSTRUCTIONS.HTML AND SEARCH SKU# 16255, 16444 OR 16445



FEATURES

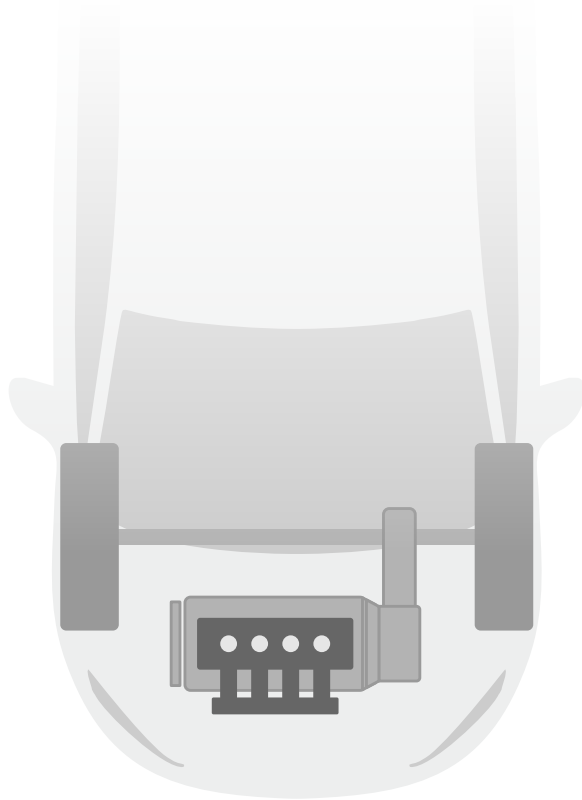
- OEM PART REPLACEMENT
- INCLUDES NEW COIL PACK CONNECTORS
- REPLACES BROKEN IGNITION WIRE HARNESS
- SOLVES COMMON MISFIRE PROBLEMS

REFERENCE

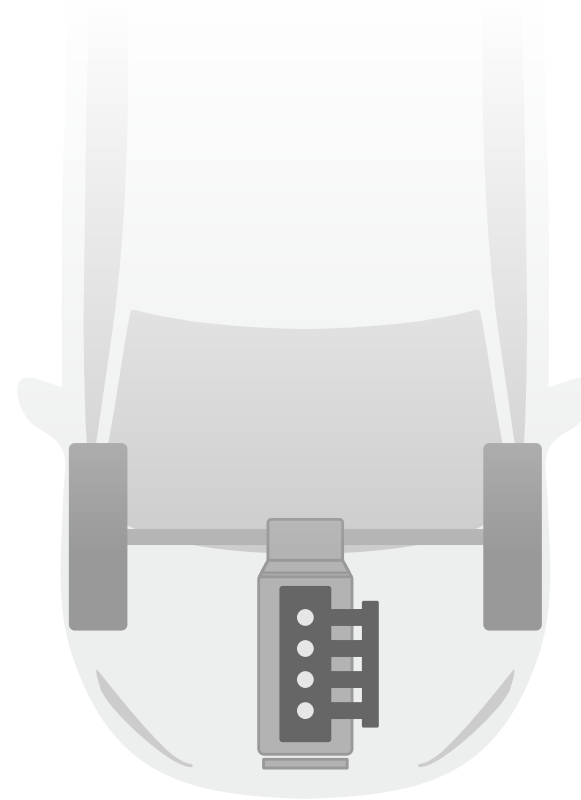
PAGE 02 - ENGINE IDENTIFICATION
PAGE 03 - TRANSVERSE ENGINES
PAGE 04 - LONGITUDINAL ENGINES

/// FITS VEHICLES WITH 4 WIRE IGNITION COILS ONLY ///

THIS MATERIAL IS FOR REFERENCE ONLY. IMPROPER INSTALLATION OR MISUSE OF THIS PRODUCT COULD RESULT IN FAILURE OR DAMAGE. USP MOTORSPORTS IS NOT RESPONSIBLE FOR ERRORS OF INSTALLATION, LOSS OR DAMAGES RESULTING FROM DEPENDENCE ON THIS MATERIAL.



TRANSVERSE
Instructions on Page 3



LONGITUDINAL
Instructions on Page 4



REFERENCE - TRANSVERSE

A | HARNESS PLUGS INTO ECU


- PIN 02 - INTO LOCATION 02
- PIN 03 - INTO LOCATION 03
- PIN 07 - INTO LOCATION 07

B | HARNESS PLUGS INTO ECU


- PIN 102 - INTO LOCATION 102
- PIN 95 - INTO LOCATION 95
- PIN 103 - INTO LOCATION 103
- PIN 94 - INTO LOCATION 94
- GROUND - INTO LOCATION 121

C | PLUGS PLUGS INTO COIL PACKS


- PLUG 01 - INTO COIL 01
- GROUND - ATTACH TO VALVE COVER
- PLUG 02 - INTO COIL 02
- PLUG 03 - INTO COIL 03
- PLUG 04 - INTO COIL 04
- PLUG 05 - INTO SPEED SENSOR
- PLUG 06 - 12V KEY ON INTO FACTORY HARNESS




C PLUGS PLUGS INTO COIL PACKS



A HARNESS PLUGS INTO ECU



B HARNESS PLUGS INTO ECU



REFERENCE - LONGITUDE

A | HARNESS NEEDS TO BE MODIFIED


- PIN 02 - NOT USED
- PIN 03 - NOT USED
- PIN 07 - REMOVE TERMINAL. ADD RING TERMINAL & CONNECT TO CHASSIS GROUND

B | HARNESS PLUGS INTO ECU


- PIN 102 - INTO LOCATION 102
- PIN 95 - INTO LOCATION 95
- PIN 103 - INTO LOCATION 103
- PIN 94 - INTO LOCATION 94
- GROUND - INTO LOCATION 121

C | PLUGS PLUGS INTO COIL PACKS


- PLUG 01 - INTO COIL 01
- GROUND - ATTACH TO VALVE COVER
- PLUG 02 - INTO COIL 02
- PLUG 03 - INTO COIL 03
- PLUG 04 - INTO COIL 04
- PLUG 05 - NOT USED. TUCK AWAY
- PLUG 06 - REMOVE CONNECTOR. CONNECT WIRE TO +12V IGNITION (CIRCUIT 15)



C PLUGS PLUGS INTO COIL PACKS



A HARNESS NEEDS TO BE MODIFIED



B HARNESS PLUGS INTO ECU